

Toilet Cleaner Concentrate

Health & Safety
Please refer to relevant MSDS



Don't forget

PPE



1




2



Set the dosing unit to the correct setting and place the 1L refillable toilet bottle. Press button to fill

3



Put down toilet seat and flush the toilet.

4



Plunge the toilet brush into the water 3-5 times. This lowers the water level and allows cleaner to attack scum line

5



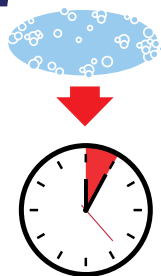
Apply to the toilet bowl under the rim, allowing full coverage. In a urinal, apply from the top to cover fully.

6



Scrub with toilet brush to generate foam for extra cling

7



Allow up to 5 minutes contact time

8

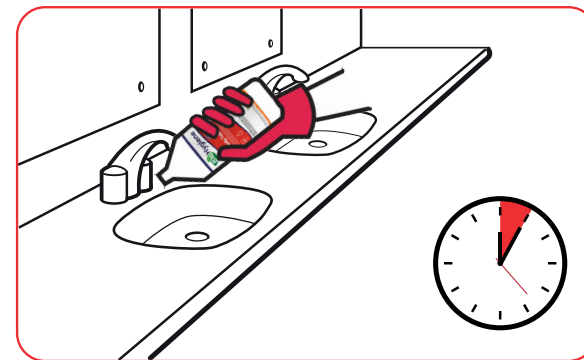


Scrub the toilet to remove dirt and scale deposits.

9



Flush the toilet or urinal to rinse.



Can be used to remove from sinks and taps. Apply onto surface, leave 5-15 minutes contact time and scrub with a scourer.

